






**CHARLOTTE COUNTY PUBLIC SCHOOLS
REGULAR SCHOOL CALENDAR
2017-2018**

Food Service Managers 193 days

2017/2018	M	T	W	T	F	Accumulated Student Days	Accumulated Teacher Days	Accumulated Manager Days	Holiday/Day	
JULY 2017	3	4	5	6	7					
	10	11	12	13	14					
	17	18	19	20	21					
	24	25	26	27	28					
	31									
AUG 2017		1	2	3	4		1	3	Aug 2 - First day Food Service Managers/Aug 4 First Day Teachers	
	7	8	9	10	11	2	6	8	Aug 8 - All Food Service Staff Opening PLC	
	14	15	16	17	18	7	11	13	Aug 10 - First Day for Students	
	21	22	23	24	25	12	16	18		
	22	28	29	30	31		16	20	22	
SEPT 2017					1	16	21	23	Sept 1 - PD Day - School Based/Food Service Managers Work	
	4	5	6	7	8	20	25	27	Sept 4 - Labor Day - Employee Day Off	
	11	12	13	14	15	25	30	32		
	18	19	20	21	22	30	35	37		
	20	25	26	27	28	29	35	40	42	
OCT 2017	2	3	4	5	6	40	45	47		
	9	10	11	12	13	45	50	52	Oct 13 - End of Qtr (45)	
	16	17	18	19	20	49	55	56	Oct 16 - Teacher Work Day/Food Service Managers Off	
	23	24	25	26	27	54	60	61		
	21	30	31				56	62	63	
NOV 2017			1	2	3	59	65	66	Nov 10 - Veteran's Day (observed) Managers Work	
	6	7	8	9	10	64	70	71	Nov 20 thru 22 - Food Service Managers Off	
	13	14	15	16	17	69	75	76	Nov 20 - Hurricane Make-up #2/Nov 21 - Hurricane Make-up #3	
	18	20	21	22	23	69	76	77	Nov 23 - Thanksgiving (Pd Holiday #1)	
	18	27	28	29	30		73	80	81	
DEC 2017					1	74	81	82		
	4	5	6	7	8	79	86	87		
	11	12	13	14	15	84	91	92	Dec 21 - End of Qtr 2 (43)	
	16	18	19	20	21	88	95	96	Dec 22 - Jan 1 - Winter Break	
	16	25	26	27	28	29	88	96	97	Dec 25 - (Pd Holiday #2)
JAN 2018	1	2	3	4	5	91	100	101	Jan 1 - New Years Day (observed)	
	8	9	10	11	12	96	105	106	Jan 2 - Teacher Work Day/Food Service Managers Work	
	15	16	17	18	19	100	109	110	Jan 3 - Students Return	
	21	22	23	24	25	105	114	115	Jan 15 - Martin Luther King - Employee Day Off	
	21	29	30	31			108	117	118	
FEB 2018				1	2	109	119	119	Feb 2 - PD Day - District Based/Food Service Managers Off	
	5	6	7	8	9	114	124	124		
	12	13	14	15	16	119	129	129		
	18	19	20	21	22	123	133	133	Feb 19 - President's Day - Employee Day Off	
	18	26	27	28			126	136	136	
MARCH 2018				1	2	128	138	138	FSA Testing Feb 26 - March 7	
	5	6	7	8	9	133	143	143	March 9 - End of Qtr 3 (45)	
	12	13	14	15	16	137	148	147	March 12 - Teacher Work Day/Food Service Managers Off	
	19	20	21	22	23	142	153	152		
	21	26	27	28	29	30	146	158	157	March 30 - (Pd Holiday #3)
APRIL 2018	2	3	4	5	6	151	158	157	April 2 - 6 Spring Break	
	9	10	11	12	13	151	163	162		
	16	17	18	19	20	156	168	167		
	16	23	24	25	26	27	161	173	172	
	16	30					162	174	173	
MAY 2018		1	2	3	4	166	178	177		
	7	8	9	10	11	171	183	182		
	14	15	16	17	18	176	188	187	May 24 - End Qtr 4 (47) -Last Day Students	
	20	21	22	23	24	25	180	193	192	May 28 - Memorial Day/May 29 - Last Day Food Service Managers
	20	28	29	30	31			193	193	May 30 - Hurricane Make Up Day #1 for Food Service Managers
JUNE 2018					1					
	4	5	6	7	8					
	11	12	13	14	15					
	18	19	20	21	22					
	18	25	26	27	28	29				

 Student days off/Teacher work day
 Paid holidays
 Teacher/student day off
 End of grading period
 Hurricane make-up day

***Other hurricane make-up days may need to be taken during the year in the event that hurricane make-up days are used.**